



DINING • BEDROOM • OCCASIONAL • ENTERTAINMENT

EST. 1993

# FINISHES



# Kit 1 (RSSK1)



**ASBURY - WM1 — ST-ASBURY**



**CAPPUCCINO - WM2 — ST-CAPP**



**CHARCOAL - WM3 — ST-CHARC**



**DRIFTWOOD - WM4 — ST-DRIFTW**



**ENVY - WM5 — ST-ENVY**



**FRUITWOOD - WM6 — ST-FRUITW**



**GOUDY GOLDEN OAK - WM7 — ST-GGOAK**



**LATE HARVEST - WM8 — ST-LATEH**



**MICHAEL'S CHERRY - WM9 — ST-MCHERRY**



**WEATHERED CHAR - WM10 — ST-WCHAR**



**WEATHERED GREY - WM11 — ST-WGREY**

Item standards and prices subject to change without prior written notice. Unless otherwise specified, all pieces come in rough sawn texture in wormy maple.



## Kit 2 (RSSK2)



**AGED CENTENNIAL - WM12 — ST-AGEDCEN**



**ESPRESSO - WM13 — ST-ESPRESSO**



**GOLDEN BROWN - WM14 — ST-GBROWN**



**GREY STONE - WM15 — ST-GREYST**




**HARBOR MIST - WM16 — ST-HARBORM**



**HAZELNUT - WM17 — ST-HAZEL**



**NATURAL CLEAR COAT - WM18 — CT-NCCOAT**



**ONYX - WM19 — ST-ONYX**



**RICH TOBACCO - WM20 — ST-RTOBACCO**



**TRI GREY - WM21 — ST-TRIGREY**



**WEATHERWOOD - WM22 — ST-WEATHERW**

Item standards and prices subject to change without prior written notice. Unless otherwise specified, all pieces come in rough sawn texture in wormy maple.



# Kit 3 (RSSK3)



**AUTUMN HAZE - WM23 - ST-AUTUMNH**



**BAYWOOD - WM24 - ST-BAYW**



**BOSTON - WM25 - ST-BOSTON**



**COFFEE BROWN - WM26 - ST-CBROWN**



**EBONY - WM27 - ST-EBONY**



**FAWN - WM28 - ST-FAWN**




**FRONTIER - WM29 - ST-FRONTIER**



**HONEYCOMB - WM30 - ST-HONEYC**



**KONA - WM31 - ST-KONA**



**RICH CHERRY - WM32 - ST-RCHERRY**



**SEALY - WM33 - ST-SEALY**

Item standards and prices subject to change without prior written notice. Unless otherwise specified, all pieces come in rough sawn texture in wormy maple.



# Kit 4 (RSSK4)



**BLACK CUTBACK - WM34 — PT-BLACKCUT**



**BRICK DUST BLACK GLAZE - WM35 — PTGL-BDUSTBLK**



**CEMENT BLACK GLAZE - WM36 — PTGL-CEMBLK**



**CLOUD WHITE WHEAT GLAZE - WM37 — PTGL-CWHTWG**



**FRUITWOOD BLACK GLAZE - WM38 — STGL-FRTWBLK**



**HAZELNUT BLACK GLAZE - WM39 — STGL-HAZELBLK**



**INDIE (ENVY WHITE TINC) - WM40 — STGL-INDIEEVT**



**WEATHERED GREY BLACK GLAZE - WM41 — STGL-WGREYBLK**



**WEATHERED GREY WHITE TINC - WM42 — STGL-WGREYWHT**



**WEATHERWOOD BLACK GLAZE - WM43 — STGL-WWOODBK**




**WHITE WASH BLACK GLAZE - WM44 — STGL-WHTWSHBLK**

Item standards and prices subject to change without prior written notice. Unless otherwise specified, all pieces come in rough sawn texture in wormy maple.

# Kit 5 (RSSK5)




**BRICK DUST - WM45 — PT-BRICKD**




**CEMENT - WM46 — PT-CEMENT**



**CLOUD WHITE - WM47 — PT-CLOUDW**



**DUSK - WM48 — PT-DUSK**



**LINEN - WM49 — PT-LINEN**




**MOSS - WM50 — PT-MOSS**



**PINE - WM51 — PT-PINE**



**PLUM - WM52 — PT-PLUM**



**SHALE - WM53 — PT-SHALE**



**SOLID BLACK - WM54 — PT-SOLIDBLK**



**SUMAC - WM55 — PT-SUMAC**



**WHITE WASH - WM56 — ST-WHTWASH**

Item standards and prices subject to change without prior written notice. Unless otherwise specified, all pieces come in rough sawn texture in wormy maple.



## Metallic Finishes (RSSK6)




**NAUTICAL BRUSHED + 30% — MT-NAUTBRSH**



**LIBERTY BRUSHED + 30% — MT-LIBERTBRSH**



**PLATINUM BRUSHED+ 30% — MT-PLATINBRSH**




**PTARMIGAN + 25% — MT-PTARMIGAN**



**PUFFIN + 25% — MT-PUFFIN**



**SEAGULL + 25% — MT-SEAGULL**



**QUAIL + 25% — MT-QUAIL**




**GREY GRANITE +25% — MT-GREYGRAN**



**BLACK GRANITE +25% — MT-BLKGRAN**

Item standards and prices subject to change without prior written notice. Unless otherwise specified, all pieces come in rough sawn texture in wormy maple.


# Water Base Finishes (RSSK7)



**WB-ASBURY + 10% - WB-ASBURY**



**WB-CAPPUCCINO + 10% - WB-CAPP**



**WB-CHARCOAL + 10% - WB-CHARC**



**WB-DRIFTWOOD + 10% - WB-DRIFTW**



**WB-ENVY + 10% - WB-ENVY**



**WB-FRUITWOOD + 10% - WB-FRUITW**



**WB-GOUDY GOLDEN OAK + 10% - WB-GGOAK**



**WB-LATE HARVEST + 10% - WB-LATEH**



**WB-MICHAEL'S CHERRY + 10% - WB-MCHERRY**



**WB-WEATHERED CHAR + 10% - WB-WCHAR**



**WB-WEATHERED GREY + 10% - WB-WGREY**

Item standards and prices subject to change without prior written notice. Unless otherwise specified, all pieces come in rough sawn texture in wormy maple.



## Kit 8 (RSSK8)




**ULTRA WHITE PAINT — PT-ULTRAWHT**



**DARK KNIGHT STAIN — ST-DARKKNIGHT**



**ANTIQUE SLATE STAIN — ST-ATQSLATE**



**POLYNESIAN STAIN — ST-ATQSLATE**



**HERON STAIN — ST-ATQSLATE**



**CHESTNUT STAIN — ST-CHESTNUT**



**BROWN BOARD — STGL-BRNBORD**



**GREY BOARD — STGL-GREYBORD**

Item standards and prices subject to change without prior written notice. Unless otherwise specified, all pieces come in rough sawn texture in wormy maple.